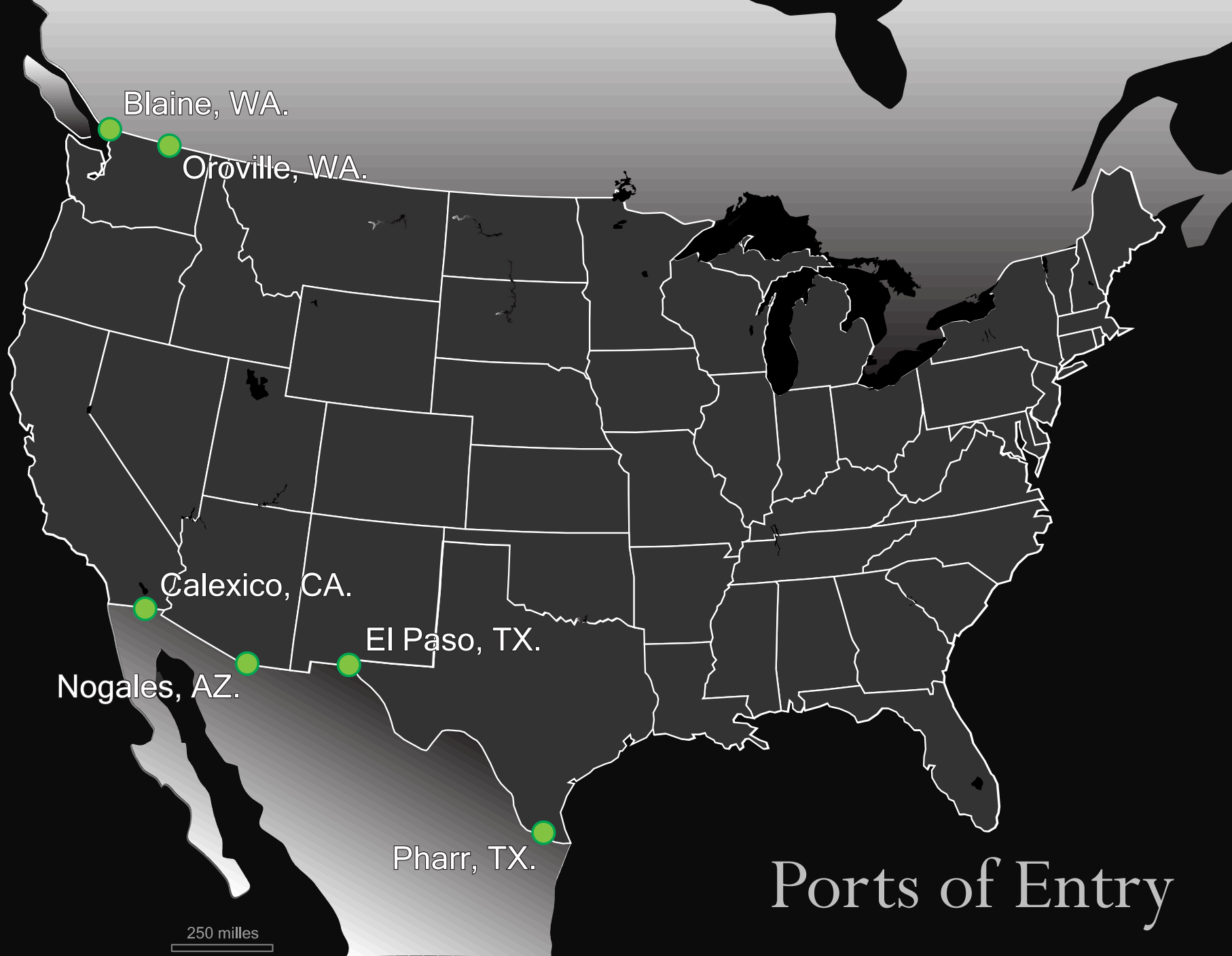


Burying Hazardous Waste

*Continental Imports to United States Landfills
from 2007 - 2012*



Blaine, WA.

Oroville, WA.

Calexico, CA.

Nogales, AZ.

El Paso, TX.

Pharr, TX.

250 miles

Ports of Entry



Arlington, OR.

Kettleman City, CA.

Robstown, TX.

250 miles

Final Destinations

Waste Transported in 2007



69,400

2007
Total Hazardous Waste (kg) Imported to US Landfills 2007 - 2012

No Data for Waste in 2008



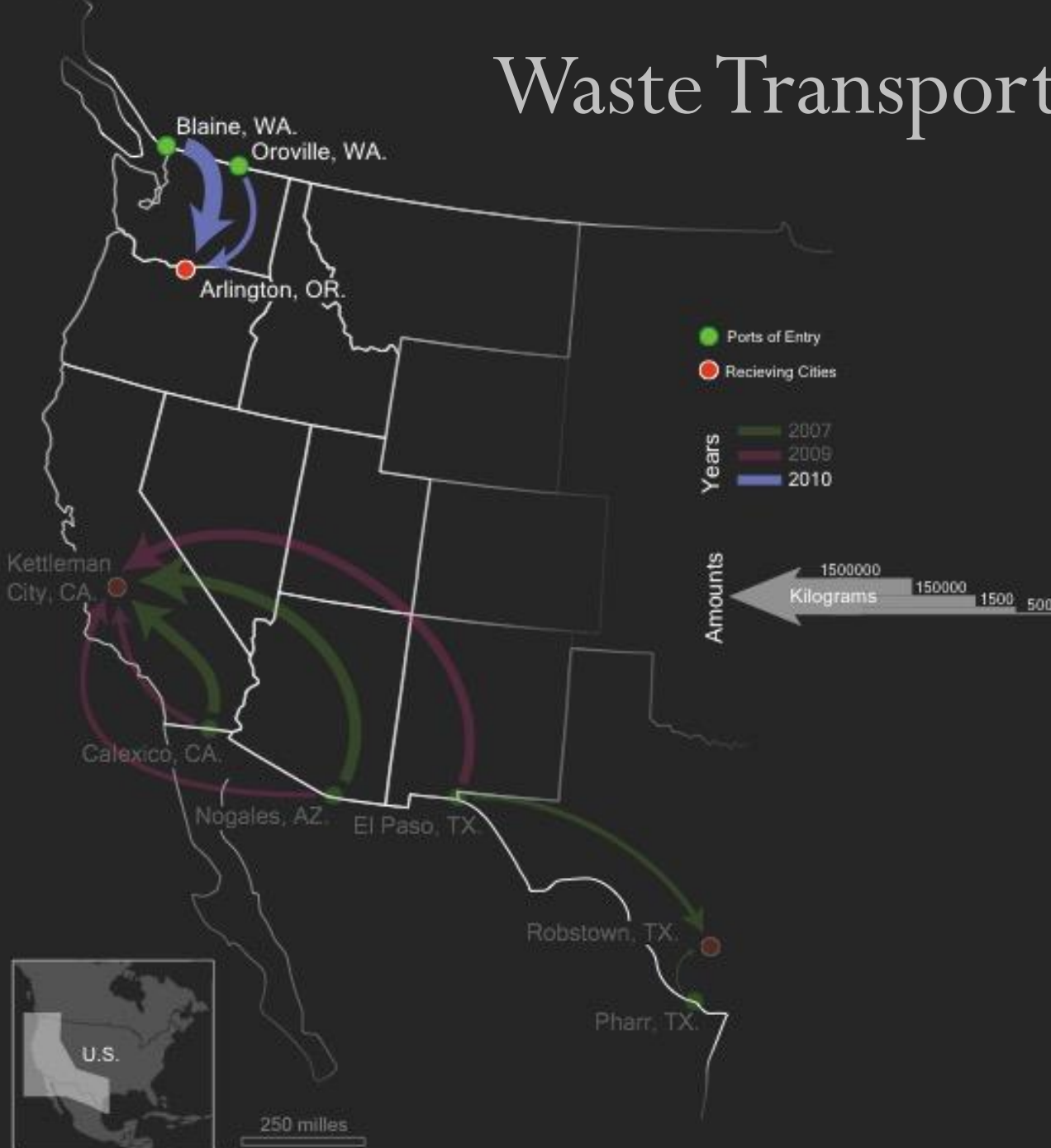
Waste Transported in 2009



250 miles



Waste Transported in 2010



250 miles



Waste Transported in 2011



Waste Transported in 2012

3,800,700



Total Hazardous Waste Transported to Landfills 2007-2012

3,800,700



What is a landfill?

- “Excavated or engineered sites where non-liquid hazardous waste is deposited for final disposal and covered.”
- There are 21 landfills across the country for hazardous waste. From 2007 to 2012, three of the 21 sites received waste from Canada and Mexico.*



	Arlington	County-wide
Median Household Income	\$56,250	\$44,743
Residents living in poverty	13.6%	11.8%
Hispanic or Latino origin	9.5%	8.2%

Arlington, OR



	Arlington	County-wide
Median Household Income	\$56,250	\$44,743
Residents living in poverty	13.6%	11.8%
Hispanic or Latino origin	9.5%	8.2%

Final Destination: Chemical Waste Management of the Northwest owned and operated by Waste Mgmt Inc.

"For tiny Gilliam County, with a population of 2,200, the trash train came at just the right time in 1990; farm life was fading, and there were few jobs to keep families in the county or lure college students back home."

Arlington, OR

Arlington CCD, Gilliam county, Oregon

- Population: 933
- Chemical Waste Management of the Northwest is owned and operated by Waste Management Inc.
- Providing jobs for **15.5%** of residents, Waste Management is Arlington's
single largest employer.



	Kettleman City	County-wide
Median Household Income	\$35,625	\$48,133
Residents living in poverty	23.1%	21%
Hispanic or Latino origin	100%	51.5%

Kettleman City, CA



	Kettleman City	County-wide
Median Household Income	\$35,625	\$48,133
Residents living in poverty	23.1%	21%
Hispanic or Latino origin	100%	51.5%

Final Destination: Chemical Waste Incorporated

A sudden increase in birth defects and infant deaths in the last several years has prompted many Kettleman City residents to protest the proposed expansion of the 1600 acre facility.

Chemical Waste Inc. is a subsidiary of Waste Management Incorporated.

Kettleman City, CA



	Robstown	County-wide
Median Household Income	\$29,238	\$47,057
Residents living in poverty	33.3%	18.4%
Hispanic or Latino origin	93.5%	61.2%

Robstown, TX



	Robstown	County-wide
Median Household Income	\$29,238	\$47,057
Residents living in poverty	33.3%	18.4%
Hispanic or Latino origin	93.5%	61.2%

Final Destination: US Ecology Texas

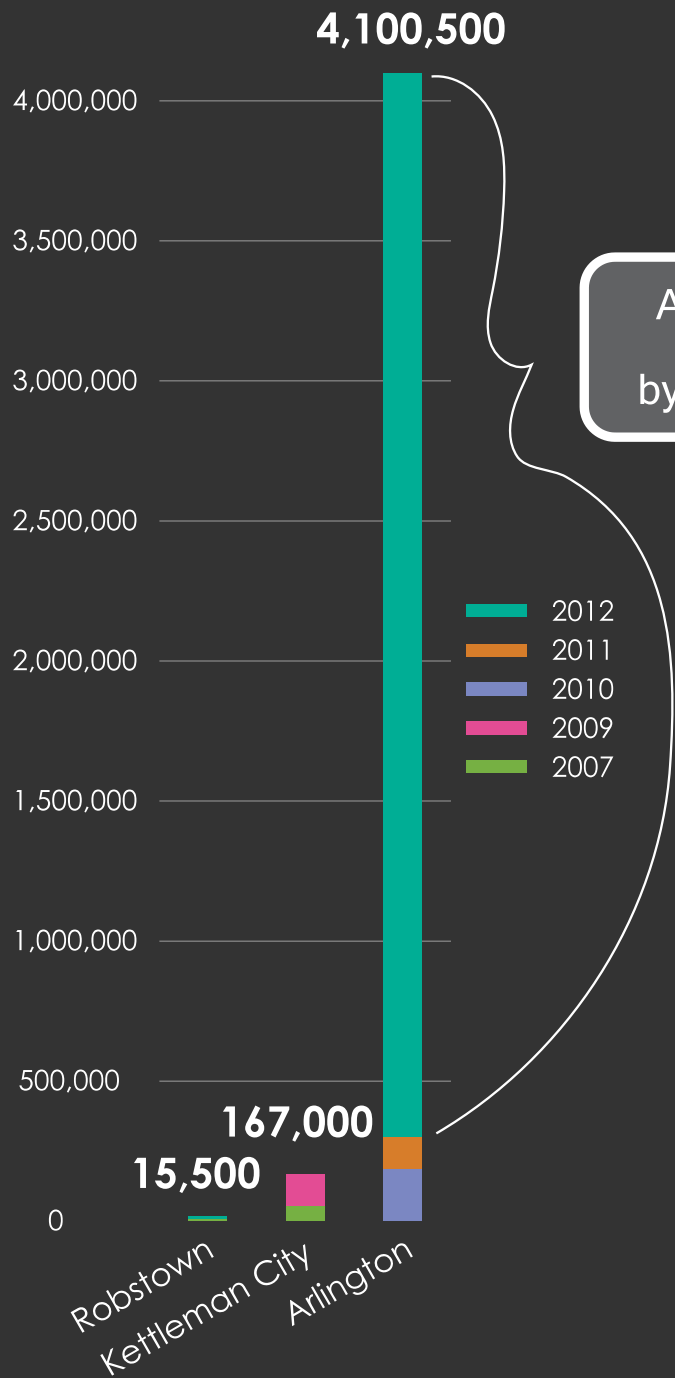
Committing multiple EPA violations in the last several years, US Ecology was recently fined \$788,120 for processing and storing hazardous waste without a permit in 2012.

Robstown, TX

Robstown, Nueces county, Texas

- Population: 12,836
- US Ecology operates a 240 waste facility just outside of Robstown.
- This facility has a substantial track record of violations and most recently suffered from a chemical fire in May 2014.

Stored Hazardous Waste (kg)



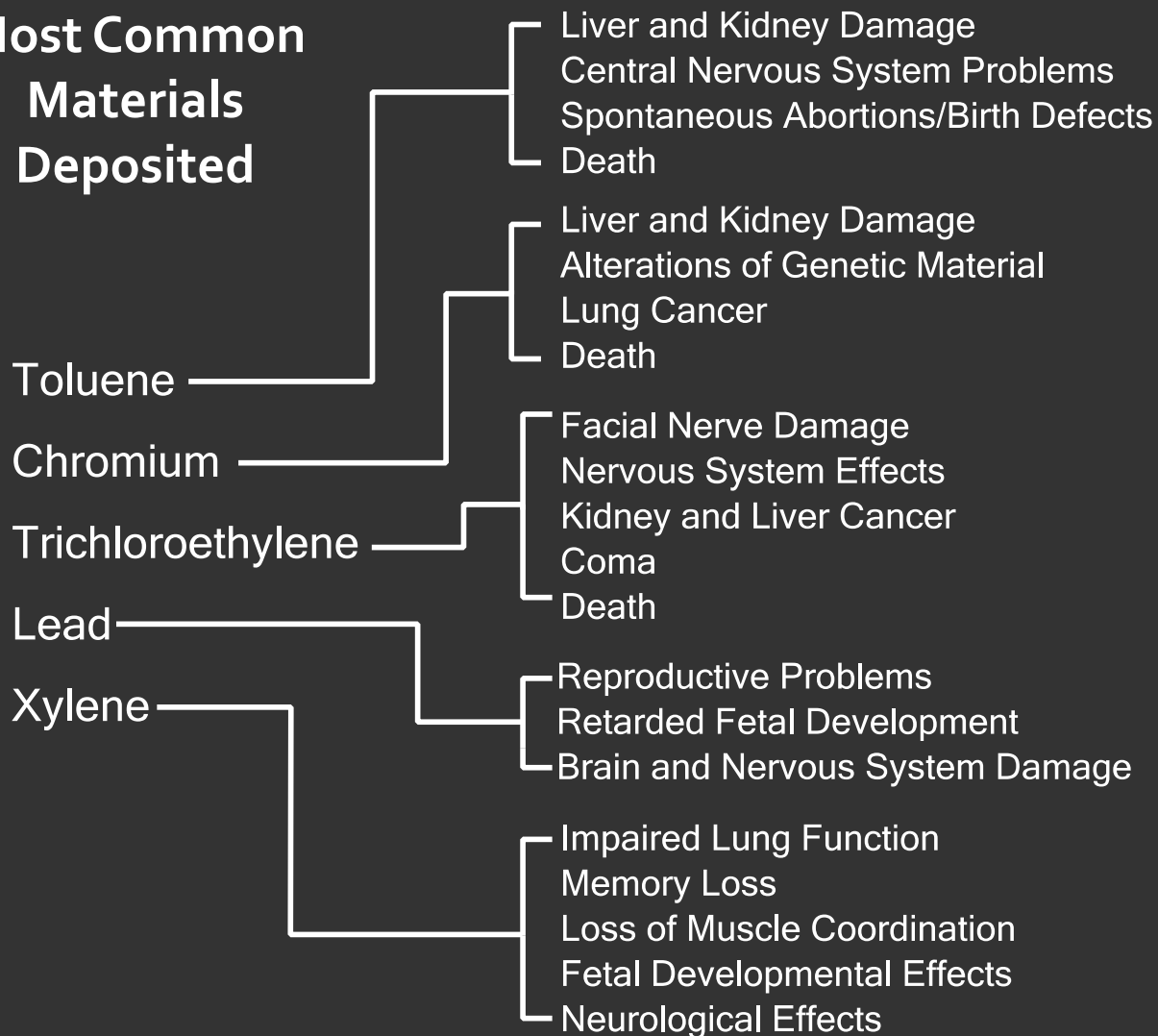
Aluminum smelting byproducts (Canada)

Most common materials deposited

- Toluene
- Chromium
- Trichloroethylene
- Lead
- Xylene

Health Effects

Most Common Materials Deposited



How they enter your body

- Skin contact
- Inhalation
- Eating
- Drinking



Kettleman
City, CA.




Arlin

Robstown, TX.



250 miles



Thank You!

Created by: Constanza Bravo & J. Michelle Hu

Cartography Lab Design Challenge 2015

Transnational Trade of Hazardous Waste