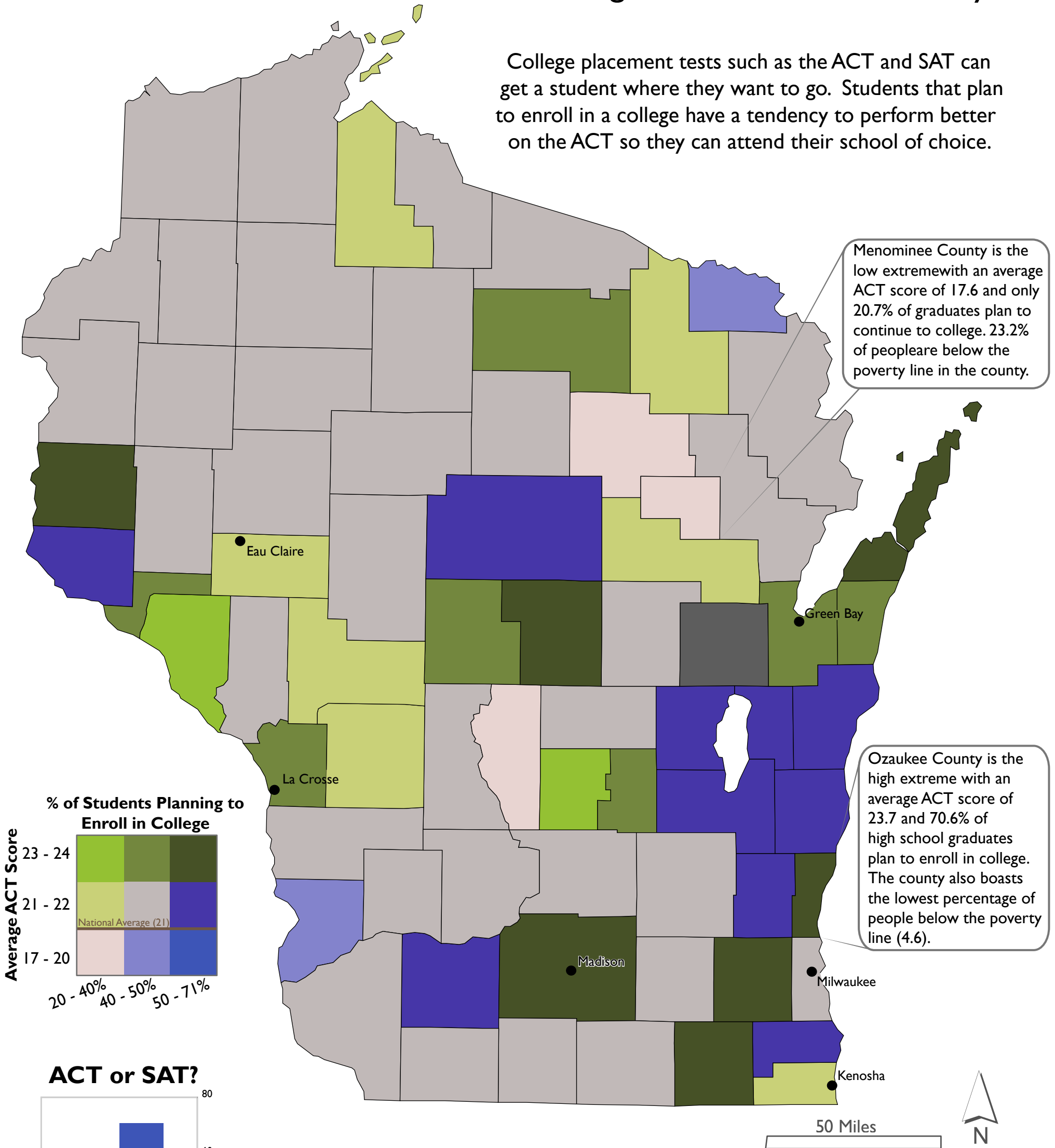


# Determination Breeds Success:

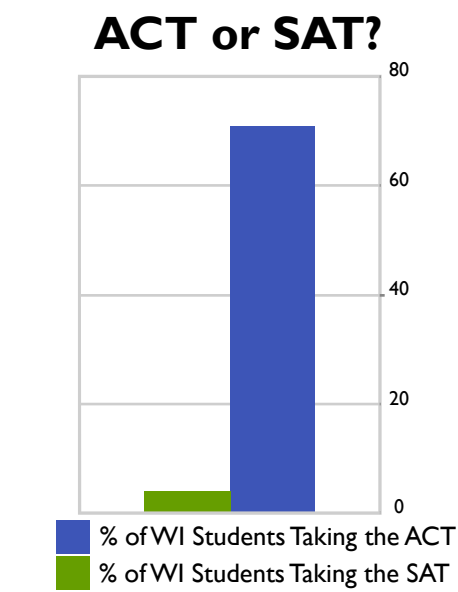
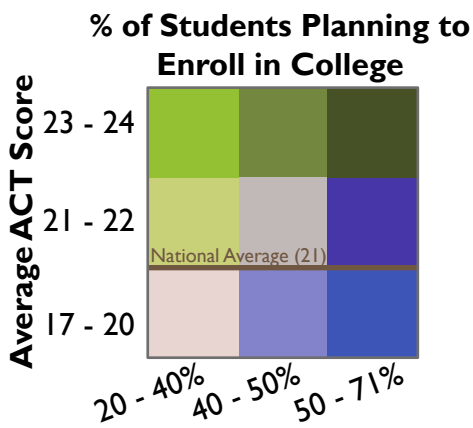
## ACT Test Scores, Plans to Enroll in College, and the Role of Poverty

College placement tests such as the ACT and SAT can get a student where they want to go. Students that plan to enroll in a college have a tendency to perform better on the ACT so they can attend their school of choice.



Menominee County is the low extreme with an average ACT score of 17.6 and only 20.7% of graduates plan to continue to college. 23.2% of people are below the poverty line in the county.

Ozaukee County is the high extreme with an average ACT score of 23.7 and 70.6% of high school graduates plan to enroll in college. The county also boasts the lowest percentage of people below the poverty line (4.6).

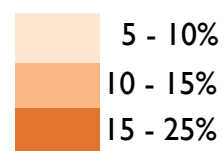


The ACT is more popular in Wisconsin than the SAT. Most Wisconsin high-school graduates took the ACT (71%), and, few graduates took SAT (4%).

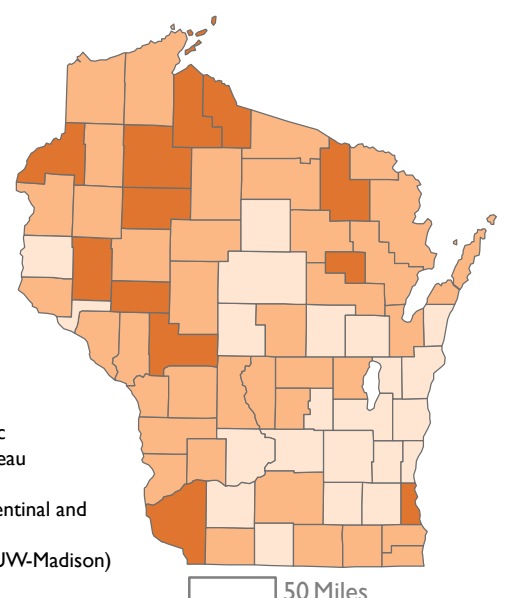
### 2014 Poverty Line for the 48 Contiguous States

# of People	Poverty Line
1	\$ 11,670
2	\$ 15,730
3	\$ 19,790
4	\$ 23,850
5	\$ 27,910

### % of People Below Poverty Line



Michael Dickens  
 Central Meridian: 89°  
 North America Equidistant Conic  
 Poverty Data from: US Census Bureau and Medicaid.gov  
 ACT/SAT Data from: Milwaukee Journal Sentinel and Wisconsin Public Radio  
 Plan Data from: Applied Population Library (UW-Madison)



50 Miles

