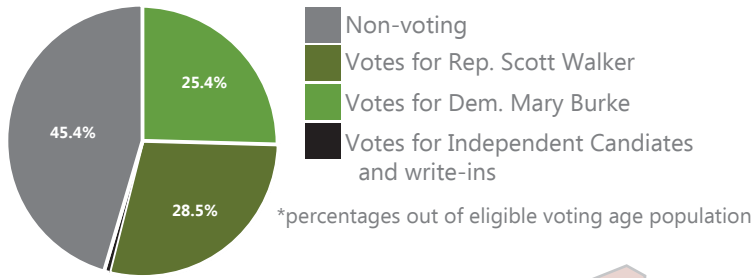


WISCONSIN MIDTERM ELECTIONS

FALL 2014

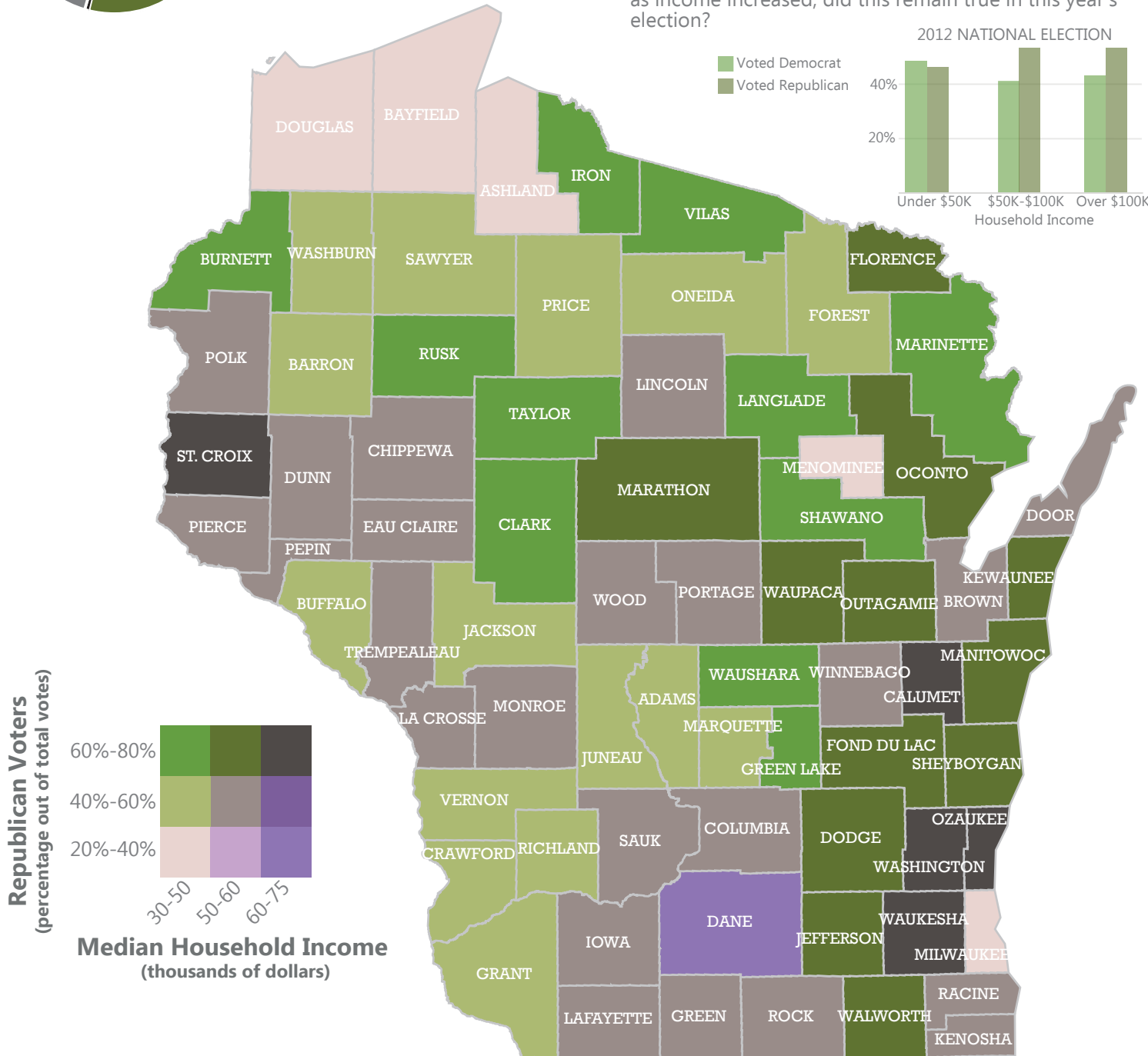
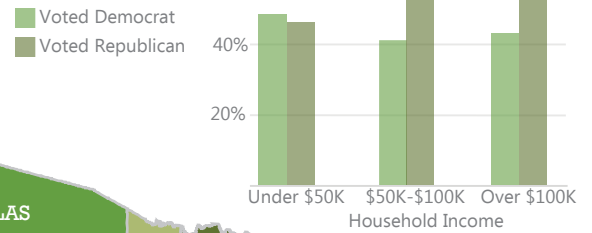
FALL 2014 VOTER TURNOUT



A DEEPER LOOK INTO WALKER'S WIN

On November 4th, 2014 Wisconsin held midterm elections, including the controversial gubernatorial race between Republican candidate, Scott Walker, and the democratic candidate, Mary Burke. Walker took the election with approximately a five point lead. In past elections, especially the 2012 presidential election, trends have shown income to have an effect on the party for which individuals vote. Results from the 2012 election showed that nationwide there was a large increase in votes for the Republican party as income increased, did this remain true in this year's election?

2012 NATIONAL ELECTION



UNDERSTANDING MAP DATA

Republican Voters- percentage of votes cast for republican candidate, Scott Walker, per total votes cast in each county
 Household income is based on the median household income in each county as estimated for the 2013 financial year by the U.S. Census Bureau

Data Information:
 Classification Scheme- Natural Breaks
 Sources:
 County Household Income- United States Census Bureau 2013
 Fall 2014 Election Voting Results- Wisconsin Government Accountability Board
 Fall 2014 Voter Turnout- Wisconsin Government Accountability Board