

THE WESTERN EFFECT:

COMPARING TERROR INCIDENT MEDIA COVERAGE TO THE TOTAL NUMBER OF TERROR INCIDENTS

Terrorism occurs all over the world, with especially devastating effects to civilians. In 2015 alone, there were 14,965 terror-related incidents. Yet, New York Times media coverage of terror incidents distorts public perception, leading many to believe Western countries are the primary targets of terrorism. Instead, most terror incidents occurred in the Middle East, Africa, and Asia. The New York Times's selective media coverage of terror incidents is dangerous to public perception of terrorism because it ignores the effects of terrorism outside of the Western viewpoint.

*Countries with a high number of terror incidents are labeled.

WESTERN EUROPE AND THE UNITED STATES
 Approximately 70% of terrorism media coverage in New York Times focused on Western Europe and the United States. Yet, these regions accounted for only 1 percent of terror-related deaths worldwide. This distortion in media coverage perpetuates the idea that terrorism primarily targets Western countries.

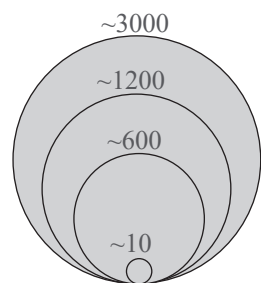
CENTRAL AND SOUTH AMERICA
 In 2015, there were 177 terror incidents (an estimated 77 deaths). The three main terrorist organizations responsible were the Revolutionary Armed Forces of Colombia (FARC) and National Liberation Army (ELN) in Colombia, and Paraguayan People's Army (EPP)

SUB-SAHARAN AFRICA
 There were 1,964 incidents in this region in 2015. Boko Haram, a Nigerian-based terror organization, is responsible for killing over 4,000 people alone.

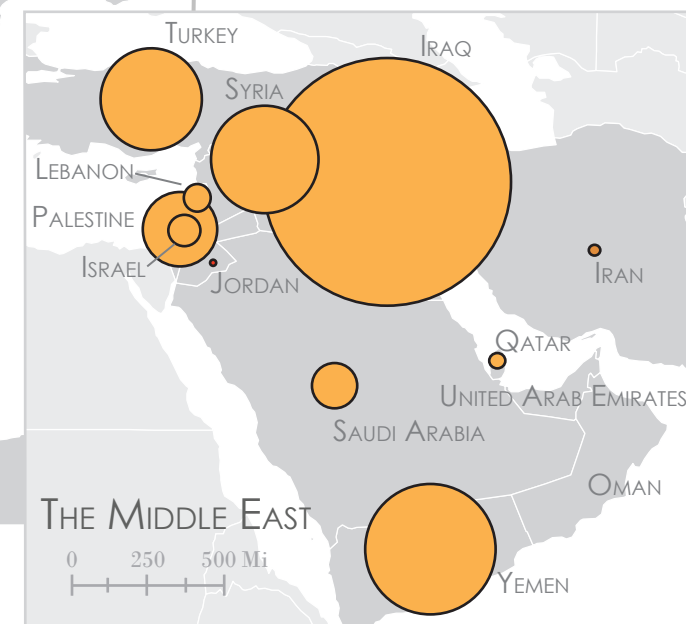
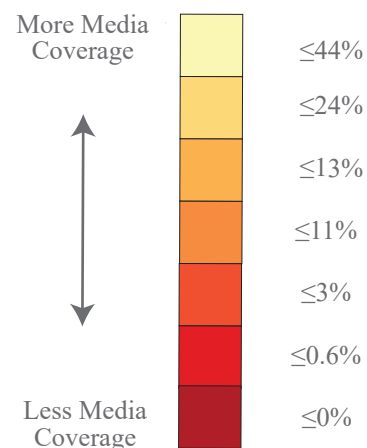
MIDDLE EAST AND NORTH AFRICA
 There were 6,036 terror incidents in 2015. The majority of these attacks were the Islamic State of Iraq and the Levant and other violent extremist groups in North Africa. Media coverage ignores the large majority of these incidents.

ASIA
 In 2015, there were 5,695 terror incidents across Asia. The majority of these incidents took place in South Asia (4585). Media coverage of these incidents was less than 5 percent.

NUMBER OF TERROR INCIDENTS (2015)



PERCENTAGE OF ARTICLES ABOUT TERRORISM BY REGION (NEW YORK TIMES, 2015)



Cartographer: Madeleine McCabe
 Sources: The New York Times;
 Global Terrorism Database
 Data: Natural Earth Data
 Projection: Eckert IV; Inset: Albers Equal Area Conic