
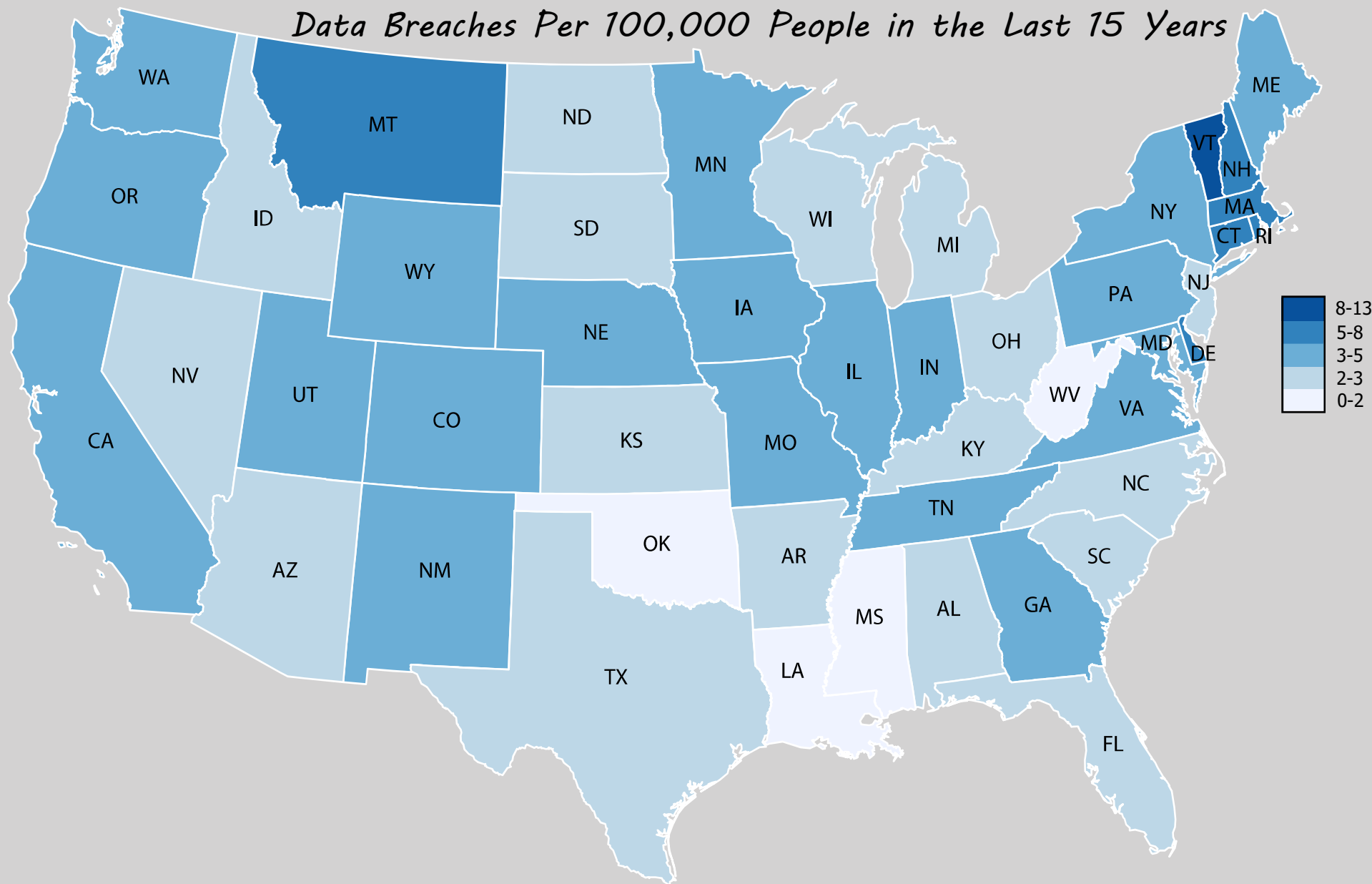


Data Breaches Per 100,000 People in the Last 15 Years



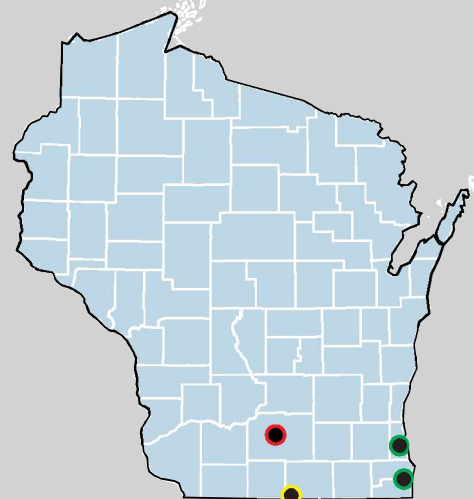
Data Breaches



State	Total Breaches	Total Records Affected	Total Cost
California	1,777	5,604,164,335	\$870,867,862,724.00
New York	863	295,801,833	\$43,763,273,004.00
Texas	819	294,847,285	\$42,802,238,604.00
Florida	638	355,660,019	\$52,645,074,419.00
Illinois	533	21,582,351	\$3,205,245,839.00
Pennsylvania	438	17,614,927	\$2,561,127,610.00
Massachusetts	431	7,302,719	\$1,067,958,372.00
Georgia	365	355,331,875	\$51,362,376,841.00
Ohio	361	6,278,403	\$935,994,750.00
Virginia	359	311,628,882	\$44,922,014,805.00
Washington	299	81,289,253	\$12,157,061,928.00
North Carolina	290	27,406,656	\$4,145,501,177.00
Maryland	285	388,461,514	\$57,499,121,474.00
Indiana	269	110,351,941	\$16,879,811,383.00
New Jersey	269	150,028,157	\$21,833,335,777.00
Minnesota	246	45,470,352	\$6,600,073,052.00
Colorado	244	7,372,814	\$1,091,398,411.00
Michigan	226	10,851,171	\$1,607,553,060.00
Tennessee	223	9,612,731	\$1,401,267,324.00
Missouri	202	4,589,556	\$690,291,866.00
Connecticut	191	7,511,586	\$1,084,981,019.00
Oregon	182	1,380,348,717	\$194,721,887,845.00
Arizona	181	10,905,610	\$1,645,325,558.00
Wisconsin	163	8,173,146	\$1,222,694,778.00
Kentucky	136	3,623,799	\$550,976,872.00
Alabama	127	5,759,952	\$855,139,665.00
Utah	117	4,546,054	\$672,949,312.00
Iowa	114	2,484,067	\$367,667,644.00
New Hampshire	104	598,140	\$90,114,243.00
South Carolina	102	7,656,310	\$1,111,182,778.00
Nevada	92	25,752,176	\$3,742,360,348.00
Louisiana	83	749,802	\$110,329,194.00
Vermont	82	245,441	\$36,483,539.00
Kansas	81	6,387,245	\$907,523,690.00
Oklahoma	75	7,347,113	\$1,048,024,508.00
Arkansas	74	1,568,464	\$232,203,641.00
Montana	72	1,637,832	\$239,693,729.00
Maine	69	4,378,565	\$648,357,046.00
New Mexico	68	519,795	\$77,542,753.00
Rhode Island	67	206,955	\$30,523,566.00
Nebraska	65	1,507,583	\$223,775,759.00
Delaware	50	636,171	\$94,571,866.00
Idaho	50	1,286,990	\$198,512,019.00
Alaska	42	2,255,560	\$329,733,739.00
Mississippi	41	370,565	\$55,721,919.00
Hawaii	33	682,982	\$101,168,636.00
Puerto Rico	33	1,685,456	\$249,159,371.00
West Virginia	30	108,432	\$15,953,587.00
Wyoming	22	103,063	\$15,241,641.00
South Dakota	21	45,179	\$6,653,951.00
North Dakota	19	440,698	\$64,314,303.00
Totals	12,098	11,101,774,356	\$1,669,793,874,849.00

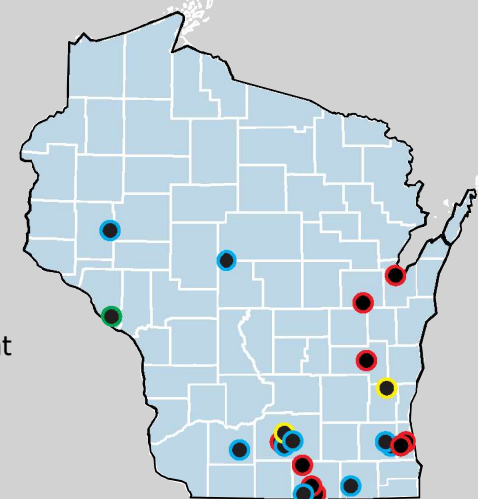
2014 Wisconsin Data Breaches

2019 Wisconsin Data Breaches



- Private Business
- College
- Public Department
- Medical Facility

4 Data Breaches
57,280 Records Impacted
\$8,305,600 Cost of Lost Records



21 Data Breaches
6,547,668 Records Impacted
\$982,150,200 Cost of Lost Records

Comparing the Data

- 425% Increase in Data Breaches.
- 11331% Increase in the Records Impacted.
- 11725.2% Increase in the Cost of Lost Records.
- Medical facilities typically account for the largest data breaches as they hold vast patient information.