

House Construction Cost and Sale Price in China

*by province, used data in year 2019

*Data of Taiwan, Hong Kong and Macao not shown

As China going through rapid process of urbanization, real estate price is continuously rising and it is widely considered as a way for investment value maintenance. This map is designed to instruct investors who want to invest in real estates and policy makers who would make corresponding policies.

Top 5 Provincial Sale Price


1. Beijing
2. Shanghai
3. Hainan
4. Tianjin
5. Zhejiang

Top 5 Provincial Construction Cost

1. Shanghai
2. Beijing
3. Guangdong
4. Tianjin
5. Zhejiang


Average sale price of real estate

(in yuan per square meter)

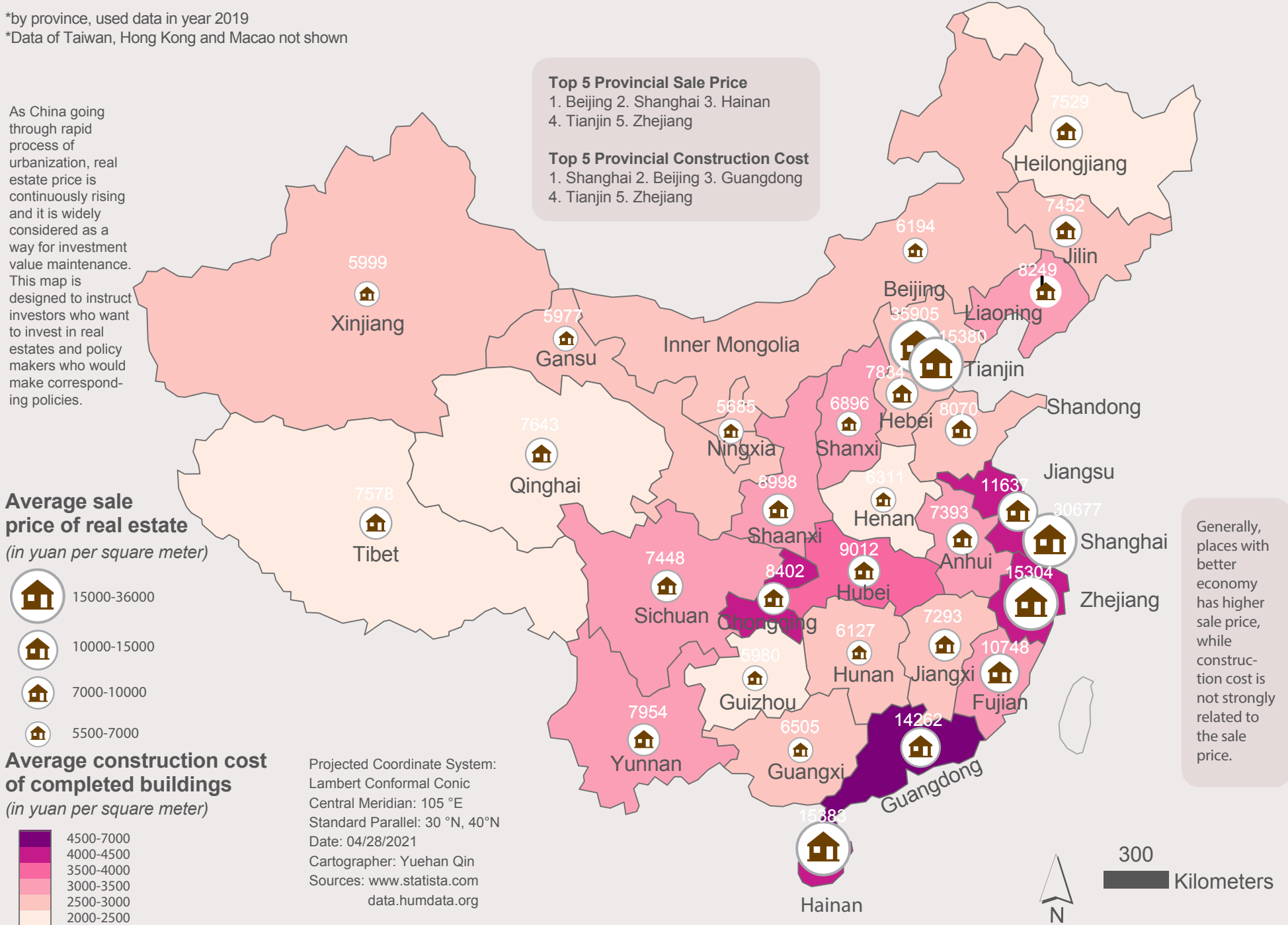


Average construction cost of completed buildings

(in yuan per square meter)



Projected Coordinate System:
Lambert Conformal Conic
Central Meridian: 105 °E
Standard Parallel: 30 °N, 40°N
Date: 04/28/2021
Cartographer: Yuehan Qin
Sources: www.statista.com
data.humdata.org



Generally, places with better economy has higher sale price, while construction cost is not strongly related to the sale price.

