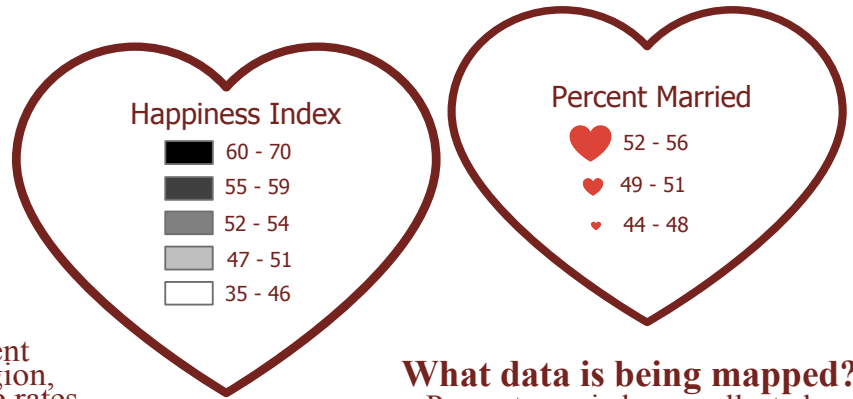


Is there a relationship between marriage and happiness?

A lot of existing psychological research finds a positive correlation between happiness and marriage. When this data is visually represented with on a map of the United States, the same pattern emerges in some regions. However, there are some noticeable outliers like California and Florida that cannot be ignored.

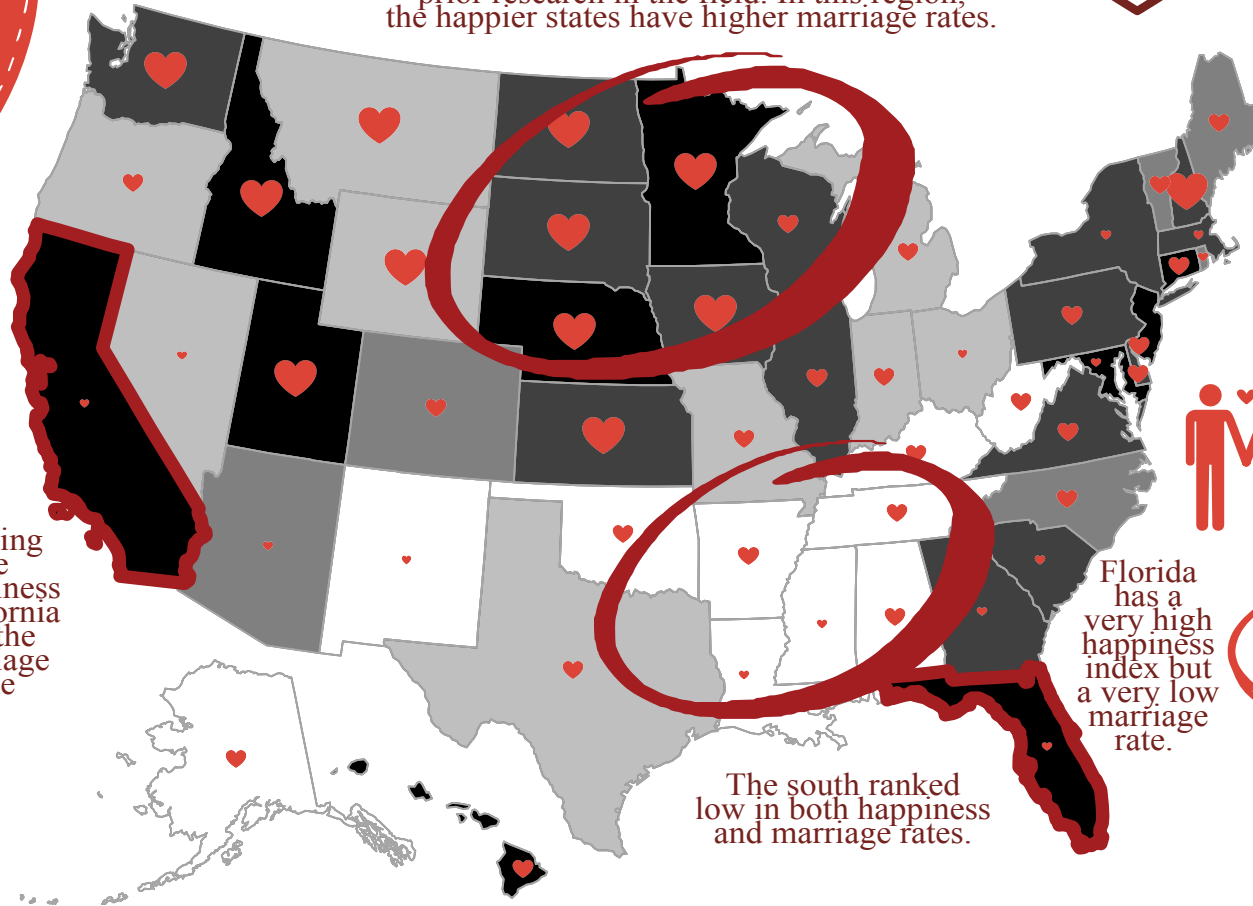


The midwest seems to best represent prior research in the field. In this region, the happier states have higher marriage rates.

What data is being mapped?

Percent married was collected from US Census data on the percentage of people that were ever married.

The happiness index was calculated from a variety of data including emotional and physical wellbeing, work environment, and community.



Despite having one of the highest happiness scores, California has one of the lowest marriage rates in the country.


Florida has a very high happiness index but a very low marriage rate.

The south ranked low in both happiness and marriage rates.

Prior Research

“Of married adults, 40% call themselves very happy, while only 23% of never-marrieds do”
Psychology Today

“Marital quality is the top predictor I have run across of life satisfaction in America”
Dr. Brad Wilcox, Sociology



Alaska and Hawaii are not to scale.
Made by Lily Reback, University of Wisconsin-Madison
Sources: The Noun Project (Happy Heart by Smashing Stocks, Speech Bubble by Royyan Razka, Heart by Pundimon, Circle by Evan Bond)
Albers Equal Area Conic Projection, Alaska Albers Equal Area Conic, Hawaii Albers Equal Area Conic

